

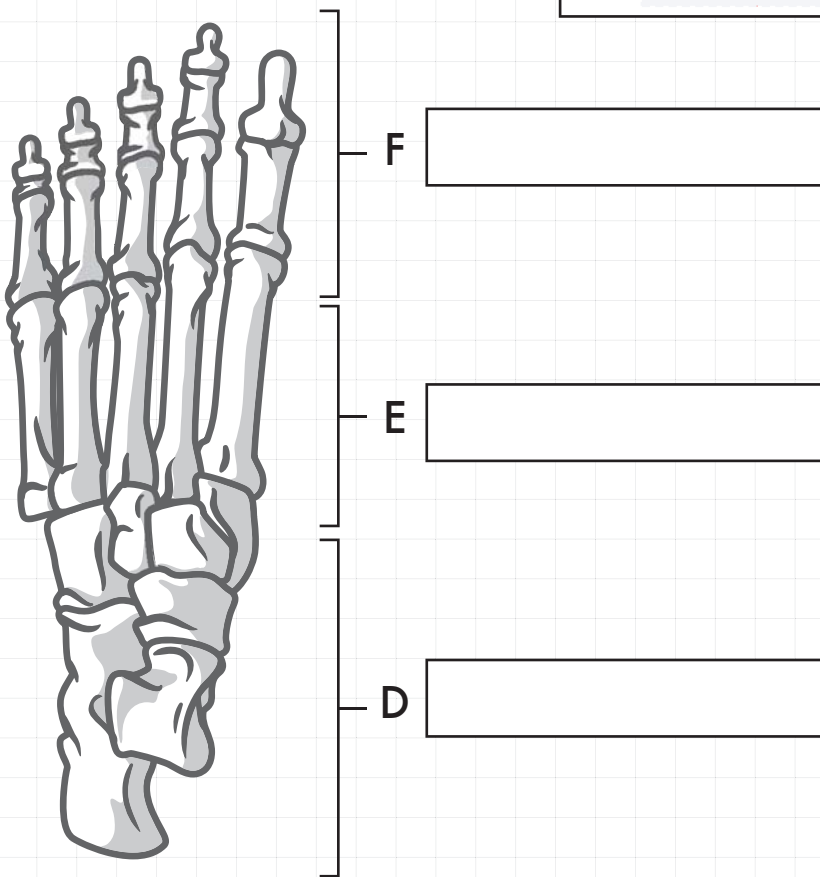
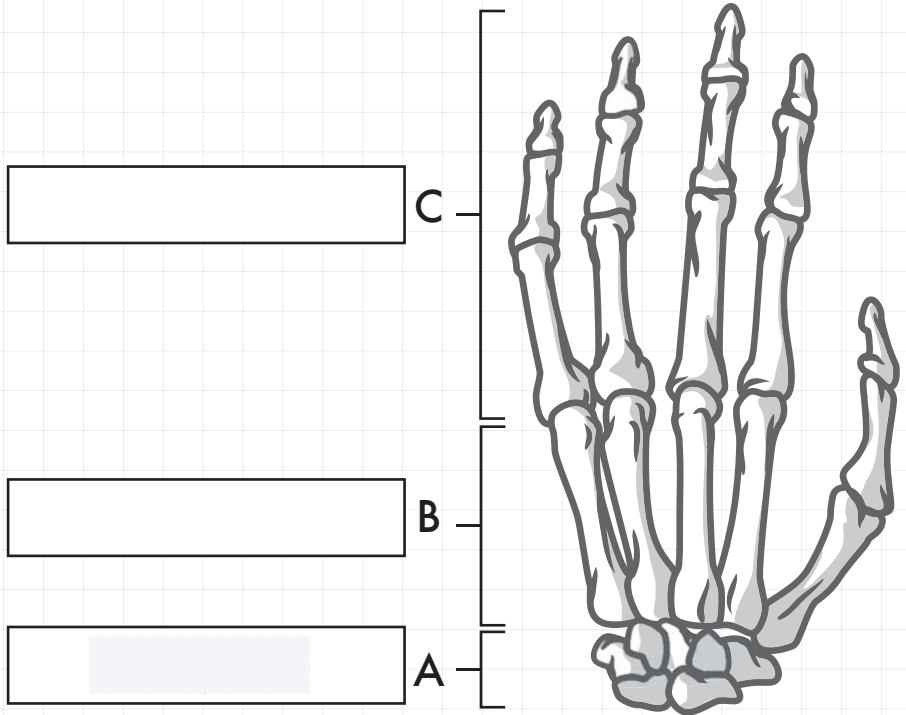


the BONE ZONE


Hands & Feet

Write the correct label for each bone in the given box. Refer to the clipboard for the bones' names.

- A. Carpals (wrist)
- B. Metacarpals (palm bones)
- C. Phalanges (finger bones)
- D. Tarsals
- E. Metatarsals
- F. Phalanges (toe bones)



FACT: With 26 bones in each foot and 27 bones in each hand, over half of our bones are in our hands and feet!



Awesome Anatomy Bones of the Hands & Feet Instructions

Day 1 (Minimum Requirement)

Use a pencil and label the different parts of the hands and feet. Be sure to write neatly and spell each area correctly.

Day 2 (Minimum Requirement)

Use crayons to color in the different types of bones in the Hands & Feet. Use a different color for each area. Use the clipboard and create a key to your color scheme.